

# Amodel® AFA-6133 V0 Z

## polyphthalamide

Amodel® AFA-6133 V0 Z is a 33% glass-fiber reinforced, flame retardant grade of polyphthalamide (PPA) resin specifically formulated for connector applications requiring compatibility with both infrared and vapor phase soldering operations typically used by the electronics industry.

Amodel® AFA-6133 V0 Z offers high flow and short molding cycles, thereby enhancing molding productivity and lowering costs.

- Black: AFA-6133 V0 Z BK 324

### General

Material Status	• Commercial: Active		
Availability	• Africa & Middle East • Asia Pacific • Europe	• Latin America • North America	
Filler / Reinforcement	• Glass Fiber, 33% Filler by Weight		
Additive	• Flame Retardant		
Features	• Chemical Resistant • Flame Retardant • Good Dimensional Stability • Good Electrical Properties	• Good Stiffness • High Flow • High Strength • Hot Water Moldability	
Uses	• Automotive Applications • Automotive Electronics • Bobbins	• Connectors • Electrical/Electronic Applications	
RoHS Compliance	• RoHS Compliant		
Automotive Specifications	• ASTM D6779 PA104G35	• GM GMW15702 Color: BK Black <sup>1</sup>	
Appearance	• Black		
Forms	• Pellets		
Processing Method	• Water-Heated Mold Injection Molding		
Part Marking Code (ISO 11469)	• >PA6T/66-GF33<		
Resin ID (ISO 1043)	• PA6T/66 GF33 FR(17)		

Physical	Dry	Conditioned	Unit	Test method
Density	1.68	--	g/cm <sup>3</sup>	ISO 1183/A
Molding Shrinkage				ASTM D955
Flow	0.30	--	%	
Across Flow	0.60	--	%	
Water Absorption (24 hr)	0.20	--	%	ASTM D570

Mechanical	Dry	Conditioned	Unit	Test method
Tensile Modulus				
--	16100	13700	MPa	ASTM D638
23°C	14500	14500	MPa	ISO 527-2
100°C	9170	9200	MPa	ISO 527-2
150°C	5930	5900	MPa	ISO 527-2
175°C	5100	5100	MPa	ISO 527-2

# Amodel® AFA-6133 V0 Z

## polyphthalamide

Mechanical	Dry	Conditioned	Unit	Test method
<b>Tensile Stress</b>				
Yield, 23°C	186	186	MPa	ISO 527-2
Yield, 100°C	114	114	MPa	ISO 527-2
Yield, 150°C	75.2	75.2	MPa	ISO 527-2
Yield, 175°C	63.4	63.4	MPa	ISO 527-2
--	199	166	MPa	ASTM D638
<b>Tensile Elongation</b>				
Break	1.7	1.7	%	ASTM D638
Break, 23°C	1.6	1.6	%	ISO 527-2
Break, 100°C	2.4	2.4	%	ISO 527-2
Break, 150°C	5.1	5.1	%	ISO 527-2
Break, 175°C	4.9	4.9	%	ISO 527-2
<b>Flexural Modulus</b>				
--	13100	13300	MPa	ASTM D790
23°C	12600	12600	MPa	ISO 178
100°C	8070	8100	MPa	ISO 178
150°C	4960	5000	MPa	ISO 178
175°C	4620	4600	MPa	ISO 178
<b>Flexural Strength</b>				
--	224	229	MPa	ASTM D790
23°C	259	259	MPa	ISO 178
100°C	161	161	MPa	ISO 178
150°C	101	101	MPa	ISO 178
175°C	87.6	88.0	MPa	ISO 178
Compressive Strength	145	--	MPa	ASTM D695
Shear Strength	80.0	62.1	MPa	ASTM D732
<b>Impact</b>				
<b>Charpy Notched Impact Strength</b>				
23°C	14	--	kJ/m <sup>2</sup>	ISO 179/1eA
23°C	--	14	kJ/m <sup>2</sup>	ISO 179/2eA
Charpy Unnotched Impact Strength (23°C)	46	47	kJ/m <sup>2</sup>	ISO 179/1eU
<b>Notched Izod Impact</b>				
--	85	80	J/m	ASTM D256
23°C	8.2	8.0	kJ/m <sup>2</sup>	ISO 180/1A
<b>Unnotched Izod Impact</b>				
--	690	--	J/m	ASTM D256
23°C	44	44	kJ/m <sup>2</sup>	ISO 180/1U
<b>Thermal</b>				
<b>Heat Deflection Temperature</b>				
1.8 MPa, Unannealed	282	282	°C	ISO 75-2/Af
1.8 MPa, Annealed	277	--	°C	ASTM D648
<b>Melting Temperature</b>				
--	310	310	°C	ISO 11357-3
--	310	--	°C	ASTM D3418

# Amodel® AFA-6133 V0 Z

## polyphthalamide

Thermal	Dry	Conditioned	Unit	Test method
CLTE				ASTM E831
Flow : 0 to 100°C	1.7E-5	--	cm/cm/°C	
Flow : 100 to 200°C	7.0E-6	--	cm/cm/°C	
Transverse : 0 to 100°C	6.4E-5	--	cm/cm/°C	
Transverse : 100 to 200°C	1.1E-4	--	cm/cm/°C	
Electrical	Dry	Conditioned	Unit	Test method
Surface Resistivity	1.0E+15	--	ohms	ASTM D257
Volume Resistivity	1.0E+15	--	ohms·cm	ASTM D257
Dielectric Strength (3.18 mm)	24	--	kV/mm	ASTM D149
Dielectric Constant				ASTM D150
100 Hz	4.40	--		
1 MHz	4.10	--		
Dissipation Factor (1 MHz)	0.011	--		ASTM D150
Comparative Tracking Index (CTI)	PLC 1	--		UL 746
High Amp Arc Ignition (HAI)				UL 746
0.75 mm	PLC 0	--		
1.5 mm	PLC 0	--		
3.0 mm	PLC 0	--		
Hot-wire Ignition (HWI)				UL 746
0.75 mm	PLC 0	--		
1.5 mm	PLC 0	--		
3.0 mm	PLC 0	--		
Flammability	Dry	Conditioned	Unit	Test method
Flame Rating <sup>2</sup> (0.8 mm)	V-0	--		UL 94

# Amodel® AFA-6133 V0 Z

## polyphthalamide

---

Injection	Dry Unit
Drying Temperature	< 120 °C
Drying Time	4.0 hr
Suggested Max Moisture	0.030 to 0.060 %
Rear Temperature	327 to 332 °C
Middle Temperature	316 to 324 °C
Front Temperature	316 to 324 °C
Processing (Melt) Temp	321 to 338 °C
Mold Temperature	66 to 93 °C

---

### Injection Notes

---

Injection Rate: 3 to 4 in/sec

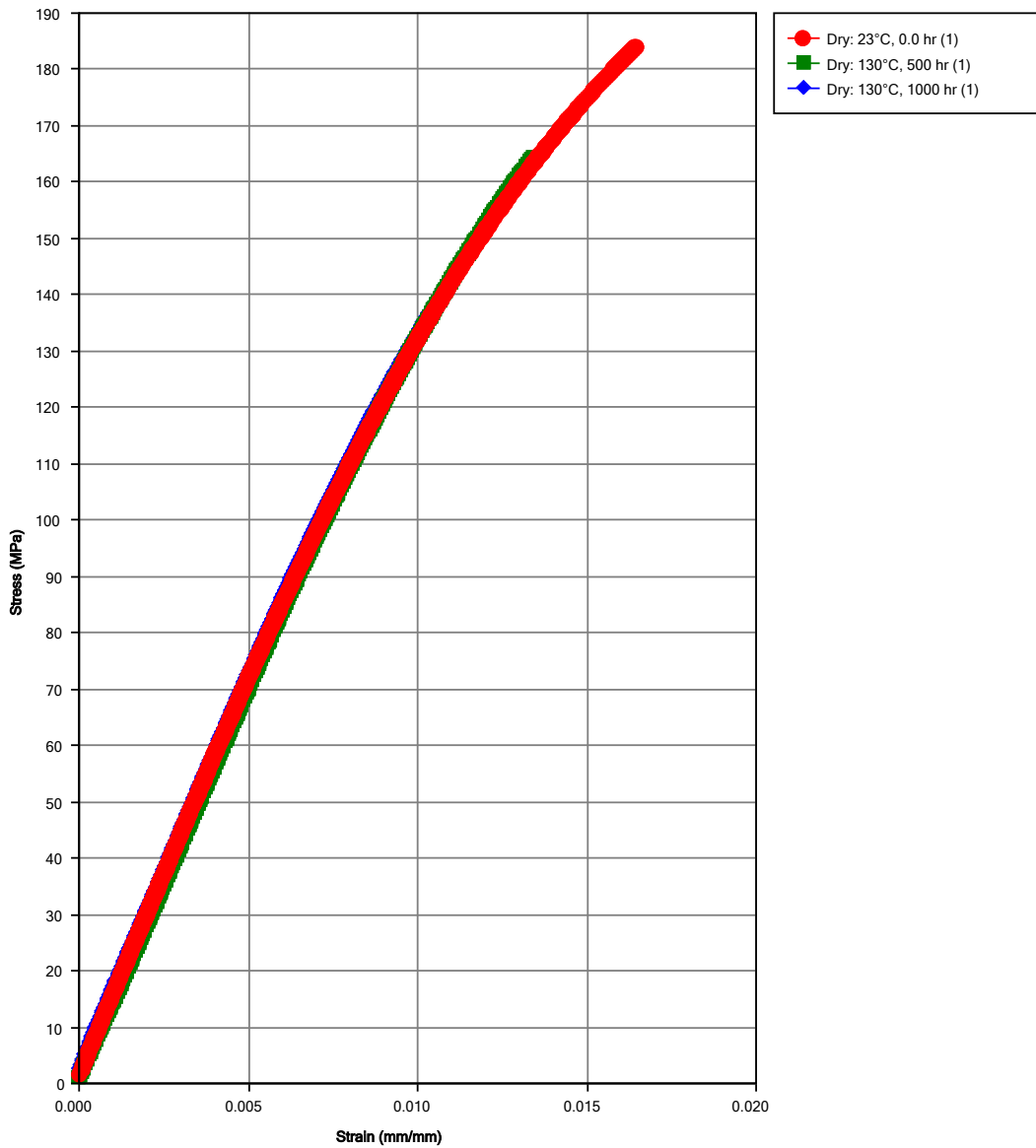
Holding Pressure: 50% of injection pressure

### Storage:

- Amodel® compounds are shipped in moisture-resistant packages at moisture levels according to specifications. Sealed, undamaged bags should be preferably stored in a dry room at a maximum temperature of 50°C (122°F) and should be protected from possible damage. If only a portion of a package is used, the remaining material should be transferred into a sealable container. It is recommended that Amodel® resins be dried prior to molding following the recommendations found in this datasheet and/or in the Amodel® processing guide.
-

# Amodel® AFA-6133 V0 Z polyphthalamide

## Isochronous Stress vs. Strain (ISO 11403-1)

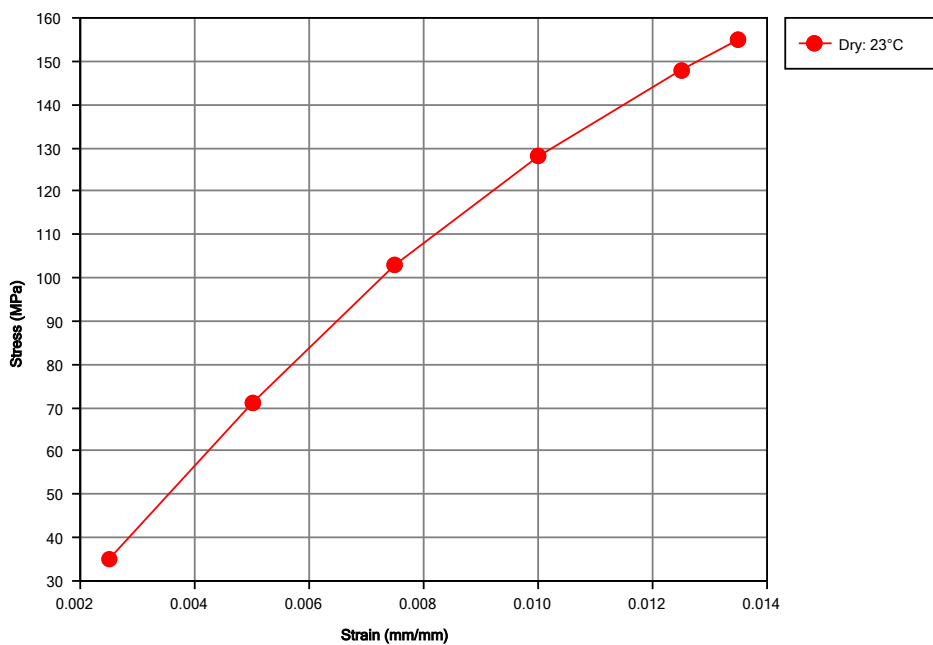


### Data Notes

(1) - Conditioned at 125°C, tested at RT

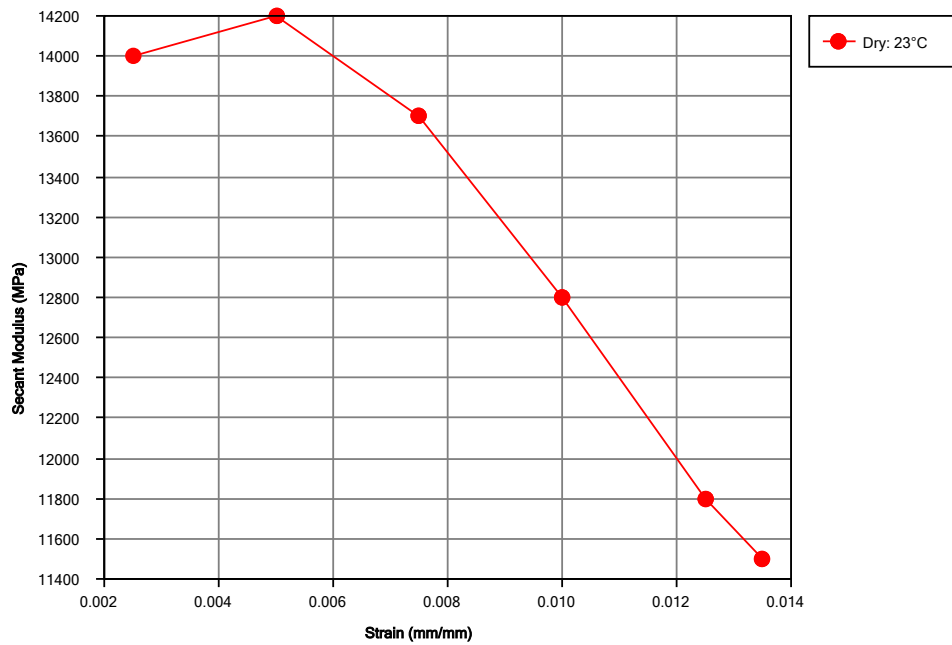
# Amodel® AFA-6133 V0 Z polyphthalamide

## Isothermal Stress vs. Strain (ISO 11403-1)



# Amodel® AFA-6133 V0 Z polyphthalamide

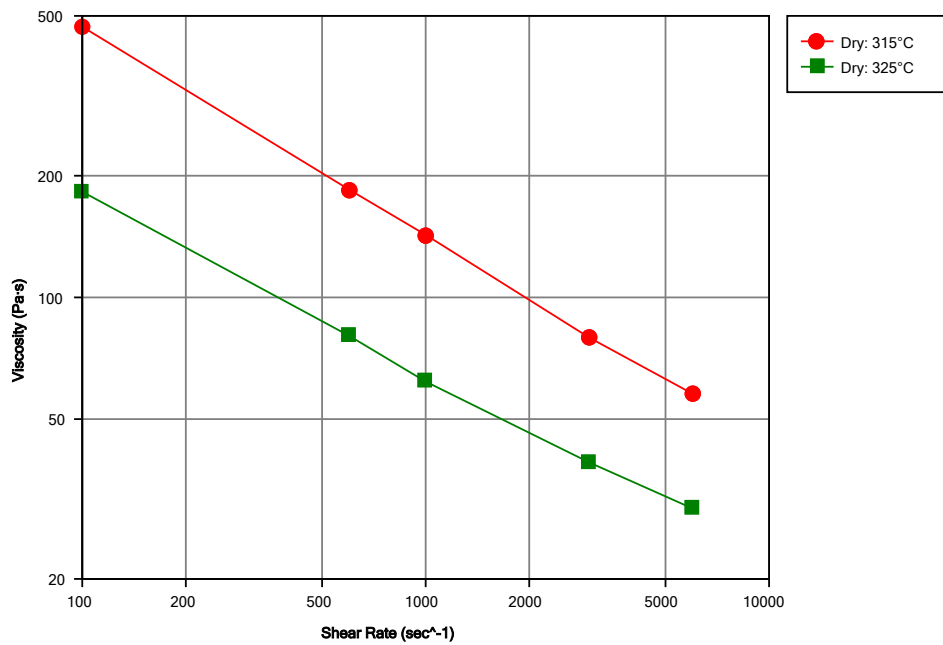
## Secant Modulus vs. Strain (ISO 11403-1)



# Amodel® AFA-6133 V0 Z

polyphthalamide

## Viscosity vs. Shear Rate (ISO 11403-2)





# Amodel® AFA-6133 V0 Z

polyphthalamide

---

## Notes

Typical properties: these are not to be construed as specifications.

<sup>1</sup> Restricted Approval as noted in GM MATSPC

<sup>2</sup> This flammability rating is not intended to reflect hazards presented by this or any other material under actual fire conditions.

---

**[www.solvay.com](http://www.solvay.com)**

[SpecialtyPolymers.EMEA@solvay.com](mailto:SpecialtyPolymers.EMEA@solvay.com) | Europe, Middle East and Africa

[SpecialtyPolymers.Americas@solvay.com](mailto:SpecialtyPolymers.Americas@solvay.com) | Americas

[SpecialtyPolymers.Asia@solvay.com](mailto:SpecialtyPolymers.Asia@solvay.com) | Asia and Australia

Safety Data Sheets (SDS) are available by emailing us or contacting your sales representative. Always consult the appropriate SDS before using any of our products.

Neither Solvay Specialty Polymers nor any of its affiliates makes any warranty, express or implied, including merchantability or fitness for use, or accepts any liability in connection with this product, related information or its use. Some applications of which Solvay's products may be proposed to be used are regulated or restricted by applicable laws and regulations or by national or international standards and in some cases by Solvay's recommendation, including applications of food/feed, water treatment, medical, pharmaceuticals, and personal care. Only products designated as part of the Solviva® family of biomaterials may be considered as candidates for use in implantable medical devices. The user alone must finally determine suitability of any information or products for any contemplated use in compliance with applicable law, the manner of use and whether any patents are infringed. The information and the products are for use by technically skilled persons at their own discretion and risk and does not relate to the use of this product in combination with any other substance or any other process. This is not a license under any patent or other proprietary right.

All trademarks and registered trademarks are property of the companies that comprise the Solvay Group or their respective owners.

© 2019 Solvay Specialty Polymers. All rights reserved.

